



State of Our State 2020

Housing at a Crossroads:

Solving Our Housing Challenges

Board of Advisors

Executive Committee



Mary
Pahissa Upchurch
Chair



Lisa
Urias
Vice Chair



Richard
Morrison
Emeritus



Denny
Barney



Betsey
Bayless



Edmundo
Hidalgo

Advisors



Ann
Becker



Kate
Brophy McGee



Kewin V.
Brown



Pearl
Chang Esau



Diego
Espinoza



Karl E.
Gentles



Max
Gonzales



Paul
Hickman



John W.
Hoopes



Ellen
Morrison Kennedy



Jonathon
Koppell



Jacob
Moore



Ruth
Soberanes



Greg
Stanton



CHICANOS POR LA CAUSA

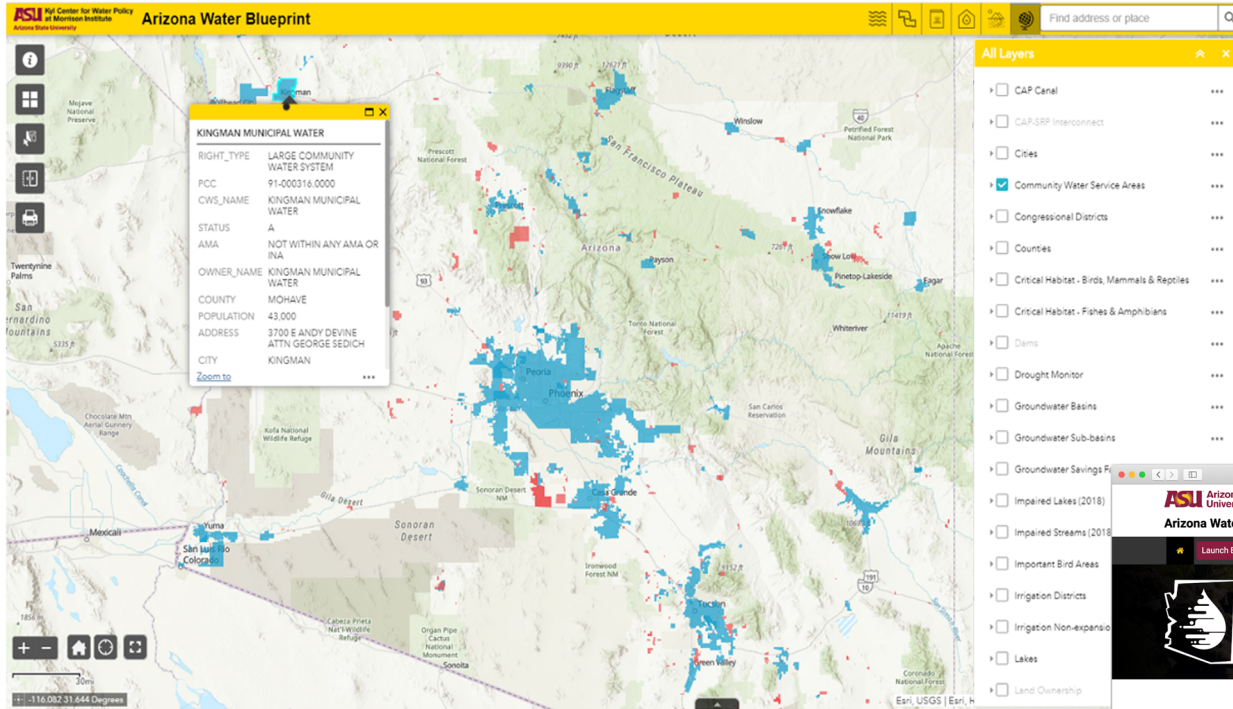
GRAYASSOCIATES



Join us on Twitter!

@MorrisonASU
#HousingAZ





Arizona Water Blueprint

ASU Arizona State University

ASU Home • My ASU • Colleges and Schools • Map and Locations • Directory • SIGN IN

Arizona Water Blueprint

[Launch Blueprint](#) [Story Maps](#) [Getting Started](#) [About the Project](#) [About the Data](#)

Arizona Water Blueprint

Explore our interactive map and water data hub.

Getting Started

Learn how to use the Blueprint to find out about water resources, policies, and your community's water resilience.

Blueprint Viewer

Access the ArcGIS map and water resources-related data.

Story Map Gallery

Use Story Maps to explain water-related topics, with visual narratives combining maps, data, and multimedia content.

ARIZONANS' ATTITUDES AND OPINIONS ABOUT ENVIRONMENTAL ISSUES

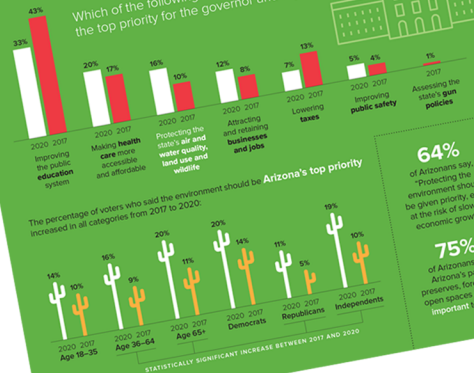
In March 2017 and in January 2020, the Nina Mason Pulliam Charitable Trust enlisted the independent Morrison Institute for Public Policy at ASU to survey a representative sample of registered Arizona voters to gauge attitudes toward and beliefs about the environment and environmental protection.

TOP POLICY PRIORITIES

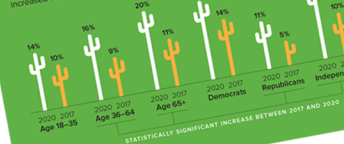
Arizonans rank the environment among their top three priorities for the governor and legislature to address.



Which of the following do you believe should be the top priority for the governor and legislature?



The percentage of voters who said the environment should be Arizona's top priority increased in all categories from 2017 to 2020:



STATISTICALLY SIGNIFICANT INCREASE BETWEEN 2017 AND 2020

ARIZONANS' TOP ENVIRONMENTAL CONCERNS

Arizona voters are most concerned about:



91%
Pollution in rivers, lakes and reservoirs
67% very concerned
24% somewhat concerned



89%
Air quality in the state's cities and large towns
49% very concerned
40% somewhat concerned



86%
Protection of the state's wildlife
51% very concerned
35% somewhat concerned



75%
Use policies (very concerned)
75% very concerned
25% somewhat concerned



73%
Greenhouse gas emissions from coal-fired power plants
45% very concerned
28% somewhat concerned



64%
Pollution from concentrated animal feeding operations
27% very concerned
37% somewhat concerned

77% of Arizonans believe the earth's average temperature is rising.

Of those who believe the earth's temperature is rising, 74% say they believe climate change is primarily the result of human activity.



64%

of Arizonans say "Protecting the environment should be given priority, even at the risk of slowing economic growth."

75% of Arizonans say Arizona's parks, preserves, forests and open spaces are very important to them.

Climate change is one of the most serious grid today, up from 65% in 2017.

Nearly 7 in 10 Arizona registered voters believe the governor and legislature should require more regulation to reduce greenhouse gases.

2020: 66%
2017: 60%

52% of voters feel Arizona should do more to develop alternative energy sources, such as solar and wind power.

51% strongly agree that the federal government needs to do more to combat climate change, up from 38% in 2017.

45% strongly agree that the state government needs to do more to combat climate change, up from 33% in 2017.

THE VERDE RIVER

What do voters in Arizona's largest metropolitan area know about their state's water resources?

The Verde River supplies drinking water to nearly 3 million people in Maricopa County. The river is a major source of central Arizona's health and recreation, and supports hundreds of wildlife species.

Survey questions directed to only Maricopa County residents revealed knowledge related to the major Arizona waterways.

29%

36%

29%

WATER SUPPLY AND WATERWAY HEALTH

64% of Arizonans don't believe the state has enough water for the next 50 years.

Does Arizona have enough water to cover all its needs for the next 50 years?

64% NO
19% YES
17% DON'T KNOW

1% of voters believe Arizona is currently experiencing a drought at all.

54% believe Arizona's drought is the result of climate change.

priorities in 2020

And to assume water supply for home use is the first priority, said voters for agriculture is second priority (42%) and sustaining rivers and wildlife is third (40%).

Other choices were water for: New development and new homes (9%), Landscaping, swimming pools and non-essential home uses (4%).

2 agriculture
3 sustaining rivers and wildlife

2020-2017

2020-2017

2020-2017

2020-2017

2020-2017

2020-2017

2020-2017

2020-2017

2020-2017

2020-2017

2020-2017

2020-2017

2020-2017

2020-2017

2020-2017

NINA MASON PULLIAM CHARITABLE TRUST

Building a Legacy of Community Grantmaking since 1998



AUTISM
HOUSING
NETWORK



FUELING HOUSING AND COMMUNITY OPTIONS FOR ADULTS WITH AUTISM AND OTHER NEURODIVERSITIES



firstplace[®]

 The Daniel Jordan Fiddle Center for Public Policy

ASU Watts College
of Public Service and Community Solutions
Arizona State University

ASU Morrison Institute
for Public Policy
Arizona State University

The universal language for a guiding narrative to research, develop and achieve supportive housing solutions.

One Crisis Away

Rethinking Housing Stability for Arizonans on the Margin



David Schlinkert
Alison Cook-Davis, Ph.D.
Benedikt Springer, Ph.D.
Kira Olsen Medina
Alex Tam

ASU Morrison Institute
for Public Policy
Arizona State University

In collaboration with the
Homelessness Action Nexus at the
Watts College for Public Service and Community Solutions at
Arizona State University

Housing
insecurity
contributing
factors



Inherited housing
culture

Household
vulnerability

Legal barriers

Development
hurdles

Sue Clark-Johnson Leadership Award

